

► **Accessories for 8B Analog Modules**

► **Features**

- Single Channel DIN Rail Mounting Accessory
- 2-, 4-, 8-, 16-Position Backpanels
- Panel or DIN Rail Mounting Options
- 19-Inch Mounting Rack for Backpanels
- Interface Cables
- Cable-to-Screw-Terminal Interface Board
- Power Supplies

# 8BP01

## Single Channel DIN Rail Mount Carrier



8B

### Description

The 8BP01 is offered as a 5VDC powered (8BP01-X05) or 7 to 34VDC powered (8BP01-X24) single channel DIN rail mount carrier suitable for any 8B signal conditioner. The 8B carrier can be mounted on any standard DIN rail

(EN 50022-35 and EN 50035-G32). The 8BP01 measures only 2.32" x 3.54" x 0.65" (59mm x 90mm x 16.5mm), making it ideal for use in high-density installations (see Figure 1). It has a flammability rating of UL-94 V-0.

### Specifications

Module	8BP01-X05	8BP01-X24
Specifications	Typical at T <sub>A</sub> =+25°C and +5V power	Typical at T <sub>A</sub> =+25°C and +24V power
Input Voltage Range	4.85 to 5.2VDC	7 to 34VDC
Over-Voltage Protection	6V TVS, 1A Fuse, OV detection	36V TVS, 1A Fuse, OV detection
Over-Voltage Shutdown Voltage	5.6V max	35.5V max
Under-Voltage Turn-on	-	6.5V min
Reverse Voltage Protection	1A Fuse	1A Fuse
Output Voltage Regulation	-	5VDC ±1%
Power Indicator	Green LED	Green LED
Output Voltage Temp. Coeff.	±200ppm/°C	±200ppm/°C
Output Current	250mA max (-40°C to +85°C)	250mA max (-40°C to +85°C)
Output Current Limit	-	0.8A, Auto Recovery
Line Regulation	-	±0.25%
Load Regulation	-	±0.5%
Efficiency	-	75%
Output Ripple	-	<50mVpk-pk
Mechanical Dimensions (h)(w)(d)	2.32" x 3.54" x 0.65" (59mm x 90mm x 16.5mm)	2.32" x 3.54" x 0.65" (59mm x 90mm x 16.5mm)

### Ordering Information

Part Number	Description
8BP01-205	5V Power, No CJC
8BP01-305	5V Power, CJC
8BP01-224	24V Power, No CJC
8BP01-324	24V Power, CJC

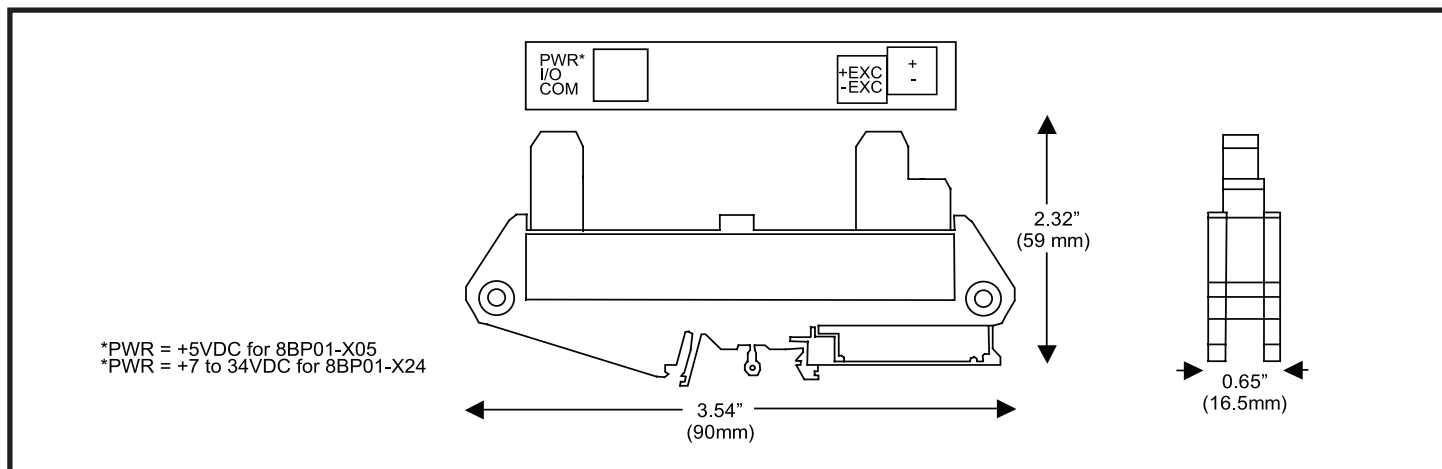


Figure 1: 8BP01 Single Channel DIN Rail Mount Carrier

# 8BP02, 8BP04, 8BP08, 8BP16



## 2-, 4-, 8-, and 16-Position Analog I/O Backpanels

### Description

The 8BP02, 04, 08, and 16 backpanels can accept any of the 8B analog I/O modules in any mixture and can be mounted on the SCMXRK-002 19-inch metal rack. Analog I/O signal channels provide each module with its own analog bus. All module outputs are simultaneously accessible to high-speed data acquisition (ADC) boards. A temperature sensor is mounted on each channel to provide cold junction compensation for thermocouple input modules (see Figure 6 for schematic). Field connections are terminated with four screw terminals at each module site. Use system interface cable SCMCA006-XX for connection to the host system.

### Specifications

Operating Temperature	-40°C to +85°C
Relative Humidity	95% Noncondensing
Interface Connector: Field System	high density screw clamp, 16 AWG max high density screw clamp, 16 AWG max
Isolation: Input-to-Output Channel-to-Channel	1500Vrms continuous, max 1500Vrms continuous, max

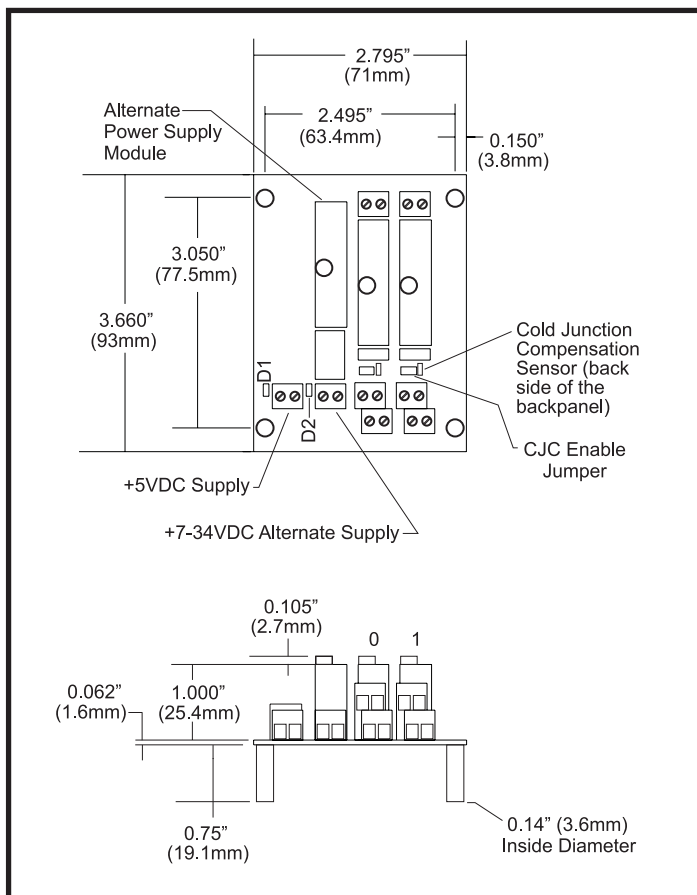


Figure 2: 8BP02 Analog I/O Backpanel

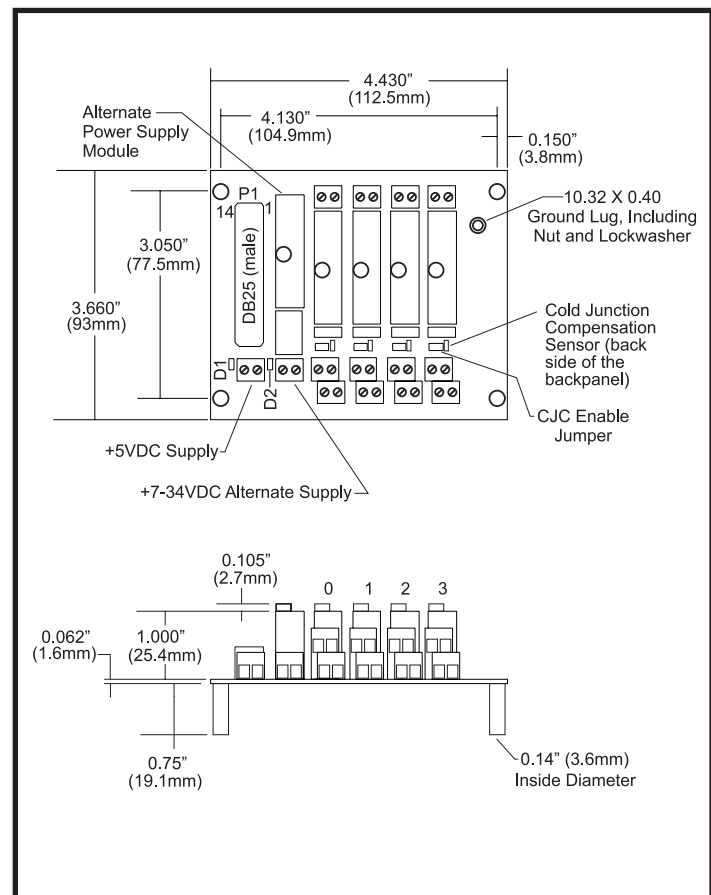


Figure 3: 8BP04 Analog I/O Backpanel

**Electrical**

**Power**

The 8B backpanels have two power supply options. A +5VDC ±5% supply can be connected to the '+5V Supply' terminal block, or alternatively, a wide ranging 7-34VDC supply can be connected to the 'Alternate Supply' terminal block. In the latter case, the 8BPWR-2 module must be installed on the backpanel. The backpanel contains circuitry which automatically switches between the supplies such that only one at a time provides power to the modules. When power connections are made to both terminal blocks simultaneously, the 7-34VDC supply takes precedence over the +5VDC supply.

**Fusing**

Backpanel power is fuse-protected through F1 and F2. Zener diodes D3 and D4 provide extra protection from overvoltage and supply reversal.

**Grounding**

For full protection against large electrical disturbances on the field-side of the 8B modules, a #10-32 ground stud is provided on the backpanel. An electrical connection between this ground stud and the system ground should be provided with a large gage wire of the shortest possible length.

**Ordering Information**

Part Number	Description
8BP02	Standard 2-channel backpanel with standoffs for mounting.
8BP02-1	8BP02 without cold junction compensation sensor. Use when cost savings are desired and thermocouple input modules 8B37 and 8B47 will not be used.
8BP02-2	8BP02 with DIN rail mounting option. The backpanel is captured by DIN rail mounting elements and is shipped fully assembled.
8BP02-3	8BP02-1 with DIN rail mounting option.
8BP04	Standard 4-channel backpanel with standoffs for mounting.
8BP04-1	8BP04 without cold junction compensation sensor. Use when cost savings are desired and thermocouple input modules 8B37 and 8B47 will not be used.
8BP04-2	8BP04 with DIN rail mounting option. The backpanel is captured by DIN rail mounting elements and is shipped fully assembled.
8BP04-3	8BP04-1 with DIN rail mounting option.
8BP08	Standard 8-channel backpanel with standoffs for mounting.
8BP08-1	8BP08 without cold junction compensation sensor. Use when cost savings are desired and thermocouple input modules 8B37 and 8B47 will not be used.
8BP08-2	8BP08 with DIN rail mounting option. The backpanel is captured by DIN rail mounting elements and is shipped fully assembled.
8BP08-3	8BP08-1 with DIN rail mounting option.
8BP16	Standard 16-channel backpanel with standoffs for mounting.
8BP16-1	8BP16 without cold junction compensation sensor. Use when cost savings are desired and thermocouple input modules 8B37 and 8B47 will not be used.
8BP16-2	8BP16 with DIN rail mounting option. The backpanel is captured by DIN rail mounting elements and is shipped fully assembled.
8BP16-3	8BP16-1 with DIN rail mounting option.

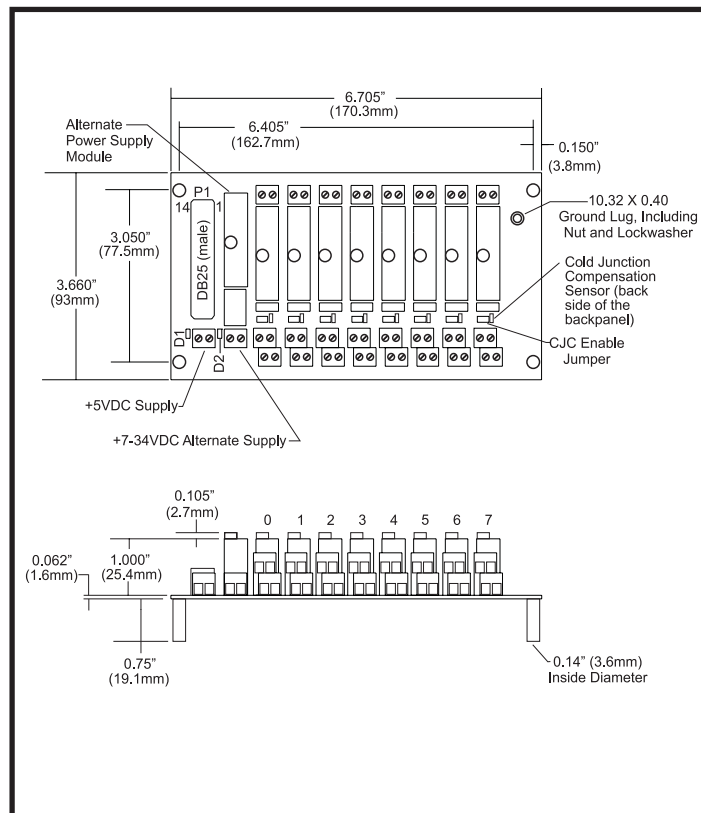


Figure 4: 8BP08 Analog I/O Backpanel




Figure 5: 8BP16 Analog I/O Backpanel

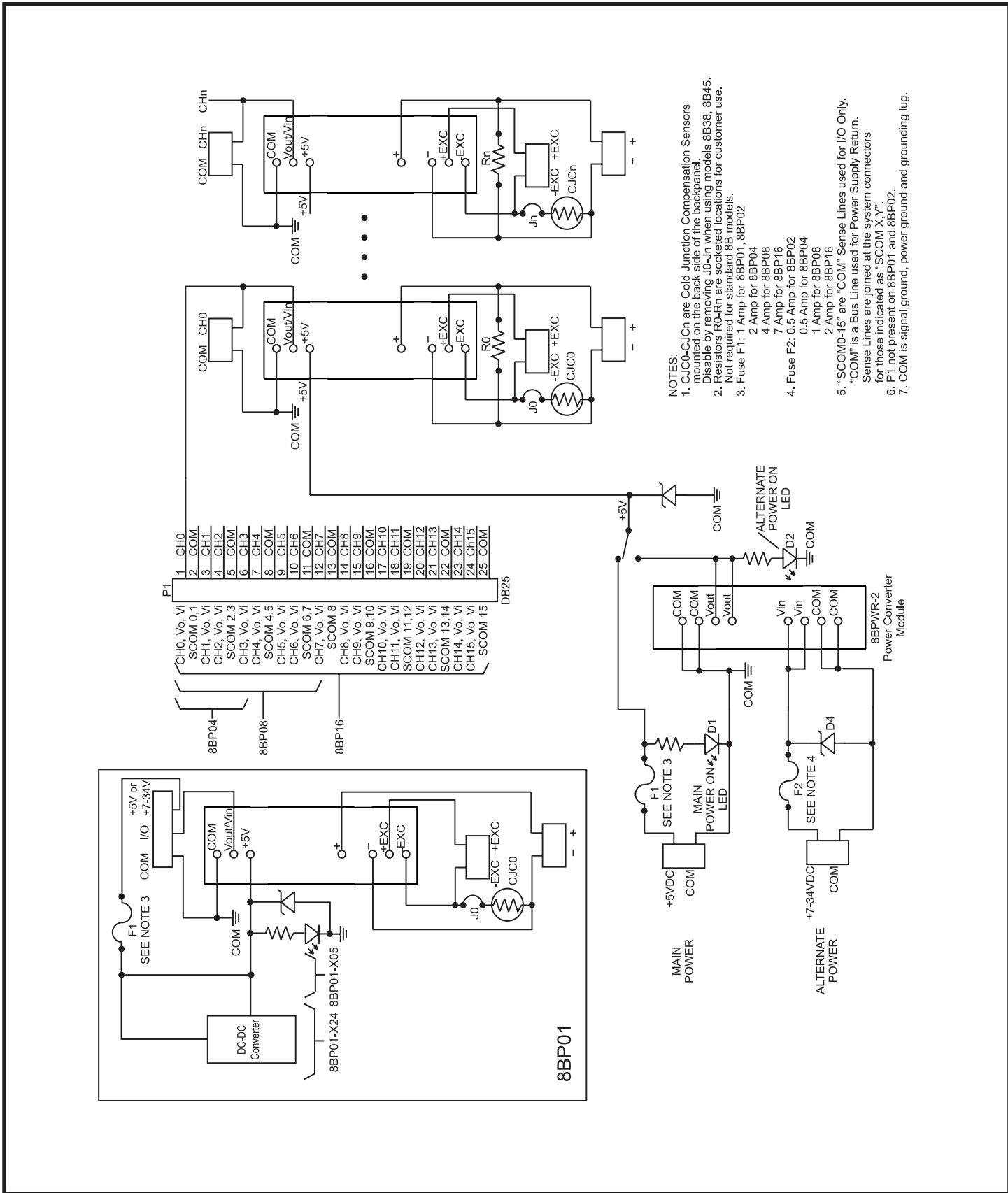


Figure 6: 8BP01/8BP02/8BP04/8BP08/8BP16 Schematic

# 8BPWR-2

## Power Supply Module



### Description

The 8BPWR-2 encapsulated power supply has a wide ranging 7-34VDC input voltage range and provides 5VDC output suitable for all 8B modules. It is designed to mount on the 8B backpanels. The compact size and low weight are ideal for high-density applications (see Figure 7).

**Specifications** Typical at  $T_A = +25^\circ\text{C}$  and +24V power

Module	8BPWR-2
Input Voltage Range	7 to 34VDC
Overvoltage Protection	None (provided on backpanel)
Reverse Voltage Protection	None (provided on backpanel)
Output Voltage	5VDC $\pm 1\%$
Output Voltage Temp. Coeff.	$\pm 200\text{ppm}/^\circ\text{C}$
Output Current	3A ( $-40^\circ\text{C}$ to $+65^\circ\text{C}$ ) 2A ( $85^\circ\text{C}$ )
Output Current Limit	4A, Auto Recovery
Line Regulation	$\pm 0.20\%$
Load Regulation	$\pm 0.30\%$
Efficiency	85%
Output Ripple	50mVp-p
Mechanical Dimensions (h)(w)(d)	1.11" x 1.65" x 0.40" (28.1mm x 41.9mm x 10.2mm)

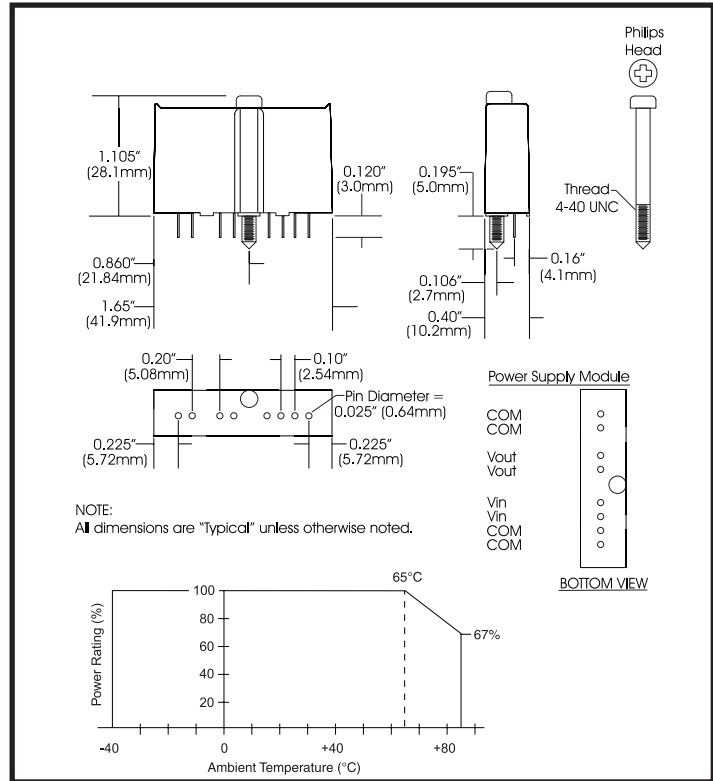


Figure 7: 8BPWR-2 Power Supply Module

# SCMXPRT-001/D, SCMXPRE-001/D

## Power Supplies



### Description

The SCMXPRT-001/D and SCMXPRE-001/D encapsulated power supplies are available in 120VAC or 220VAC input voltage ranges and provide 5VDC outputs suitable for all 8B modules. They are designed to mount on the SCMXRK-002 metal rack (see Figure 13) or DIN rail EN 50022-35x7.5 (D versions). The supplies are UL-recognized. Their compact size and low weight are ideal for high-density applications (see Figure 8).

### Specifications

Module	SCMXPRT-001/D	SCMXPRE-001/D
Input Voltage Range, 47Hz to 420Hz	105 to 125VAC	210 to 250VAC
Output Voltage	5VDC	5VDC
Output Current, +50°C	1A	1A
Operating Temperature	$-20^\circ\text{C}$ to $+71^\circ\text{C}$	$-20^\circ\text{C}$ to $+71^\circ\text{C}$
Line Regulation	$\pm 0.05\%$	$\pm 0.05\%$
Load Regulation	$\pm 0.25\%$	$\pm 0.25\%$
Output Ripple, max	1mVrms	1mVrms
Weight	1.25 lbs (567g)	1.25 lbs (567g)

Supplies are UL recognized, File No. E45344.

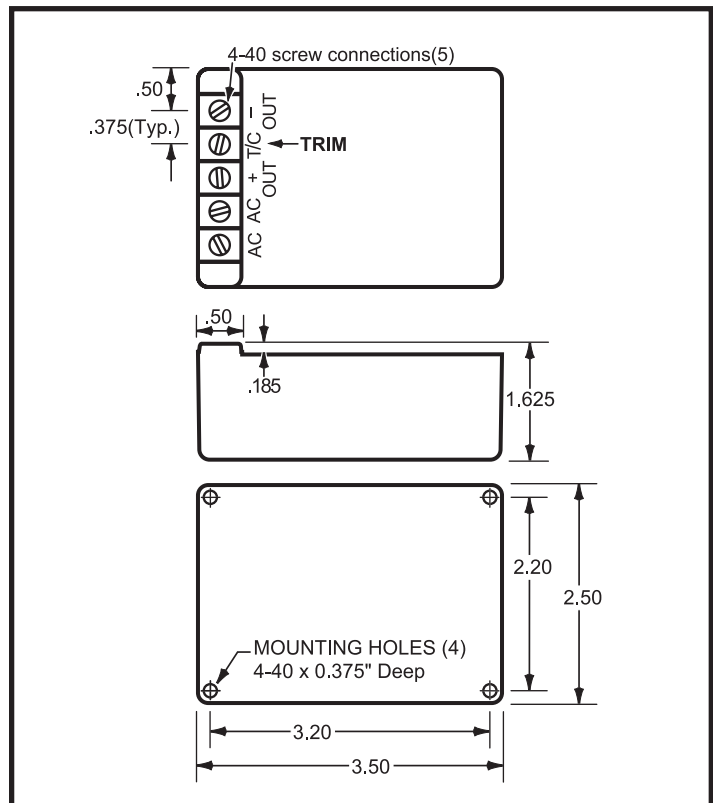


Figure 8: SCMXPRT-001/D and SCMXPRE-001/D Physical Dimensions

# SCMXPRT-003, SCMXPRT-003



## Power Supplies

### Description

The SCMXPRT/E-003 linear power supplies are available in 120VAC or 220VAC input. They have sufficient output current capacity to supply any combination of 8B modules. The SCMXRK-002 metal rack provides mounting capability for the SCMXPRT/E-003 power supplies (see Figure 13).

### Specifications

Module	SCMXPRT-003	SCMXPRT-003
Input Voltage Range, 47Hz to 63Hz	104 to 132VAC	207 to 265VAC
Output Voltage	5VDC ±1%	5VDC ±1%
Output Current (at +70°C)	3A	3A
Output Current (at +50°C)	6A	6A
Operating Temp	0 to +70°C	0 to +70°C
Dielectric Withstand Voltage (input to ground)	3750VAC	3750VAC
Line Regulation (10% line change)	±0.05%	±0.05%
Load Regulation (50% load change)	±0.05%	±0.05%
Output Ripple (max)	5mVp-p	5mVp-p
Overvoltage Protection (factory set)	6.2V ±0.4V	6.2V ±0.4V

Both supplies are tested and certified by TUV to VDE 0806 and IEC 380. They are UL Recognized (File Number E55974), CSA Certified (CSA File Number LR38879), and CE Compliant.

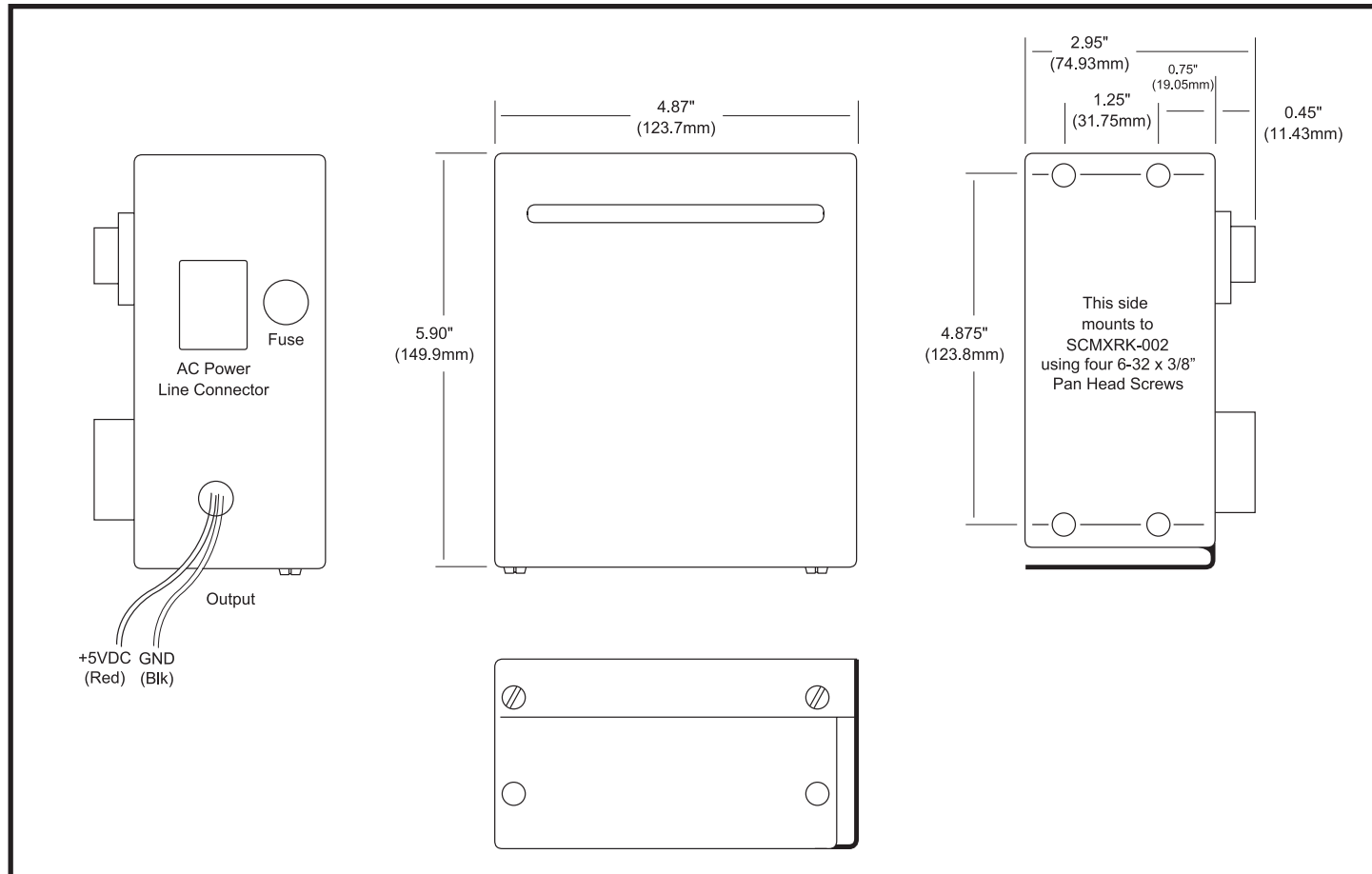


Figure 9: SCMXPRT-003/E-003 Physical Dimensions

**8B**

# PWR-4505

## 25W Single Output Industrial DIN Rail Switching Power Supply



### Specifications

Input Frequency	85 to 264VAC, 120 to 370VDC
Input Current	47 to 63Hz
Inrush Current	1.5A/115VAC, 0.75A/230VAC
Efficiency	Cold start 30A/115VAC, 60A/230VAC
Output Voltage & Current Rating	72%
Temperature Coefficient	5V, 5A
Ripple Voltage	±0.03%/°C
Overload Protection	100mVp-p
Over Voltage Protection	105 to 150% rated output power
Over Temperature Protection	5.75 to 6.75V
	135°C detect on heatsink of power transistor
Dielectric Strength	Between input and output terminals: 3kV, 1 minute
	Between input and FG: 1.5kV, 1 minute
	Between output and FG: 0.5kV, 1 minute
Insulation Resistance	Between input and output terminals/input and FG/ output and FG: 100MΩ/500VDC
Operating Temperature	-10°C to +50°C
Storage Temperature	-20°C to +85°C
Relative Humidity	10 to 95%
Mechanical Dimensions (l)(w)(h)	3.66" x 3.07" x 2.24" (93mm x 78mm x 57mm)
Terminal Screw	M3

### ► Features

- Universal AC Input (85 to 264VAC)
- DC Compatible Input (120 to 370VDC)
- Protections: Short Circuit, Overload, Over Voltage, Over Temperature
- Mounts on DIN Rail TS-35/7.5 & 15
- Approvals: UL, CUL, TUV, CB, CE
- CE Compliant, UL 508 Listed
- TUV EN60950-1 Approved
- Compliant with EMC Directive EN50082-2
- LED Indicator for Power On

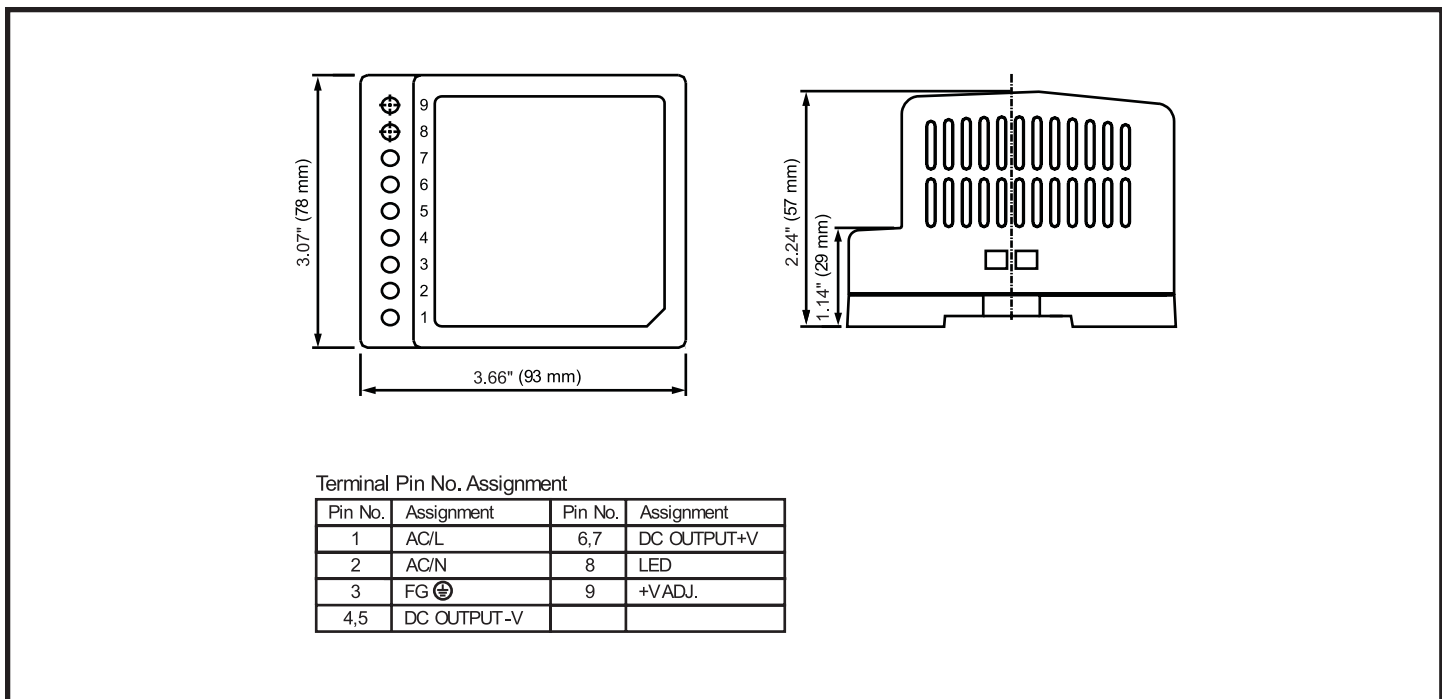



Figure 10: PWR-4505 Physical Dimensions

# SCMXCA006-01, -02, -07

## Interface Cables

### Description

#### SCMXCA006-XX

System interface cable for the 8BP04/08/16 backpanels. This is a DB25 Male/Female cable assembly. It can be ordered in lengths of 1m, 2m, and 7m (see Figure 11).

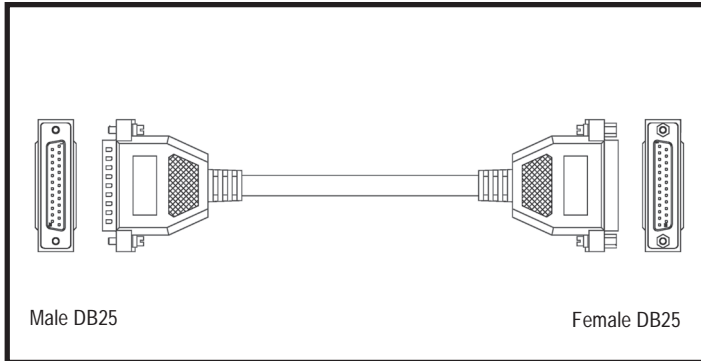


Figure 11: SCMXCA006-XX System Interface Cable

# 8BXIF (-DIN)

## Universal Interface Board

### Description

The 8BXIF is a universal interface board which converts a DB25 cable input to 25 screw terminals for discrete wire. It can be mounted on the back of the SCMXRK-002 mounting rack (8BXIF) or on a DIN rail (8BXIF-DIN). Required mounting hardware is included. Use SCMXCA006-XX cable (see Figure 12 for dimensions).

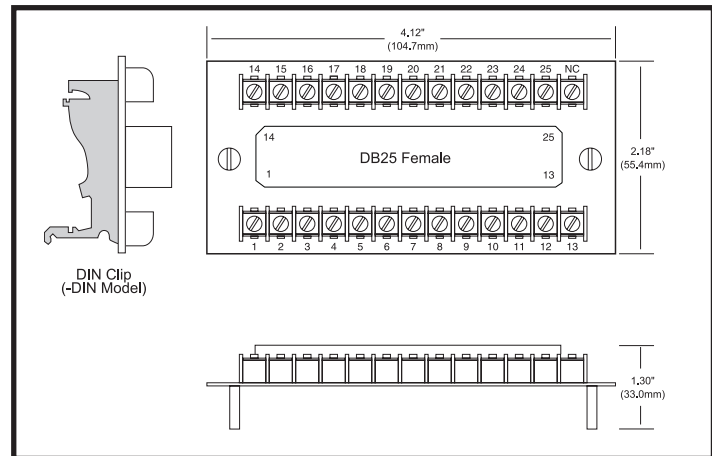


Figure 12: 8BXIF Universal Interface Board Dimensions

# SCMXRK-002

## 19-Inch Metal Mounting Rack

### Description

The SCMXRK-002 is a 19-inch metal rack for mounting the 8BP04/08/16 backpanels and the 8BXIF interface board (see Figure 13 for dimensions).

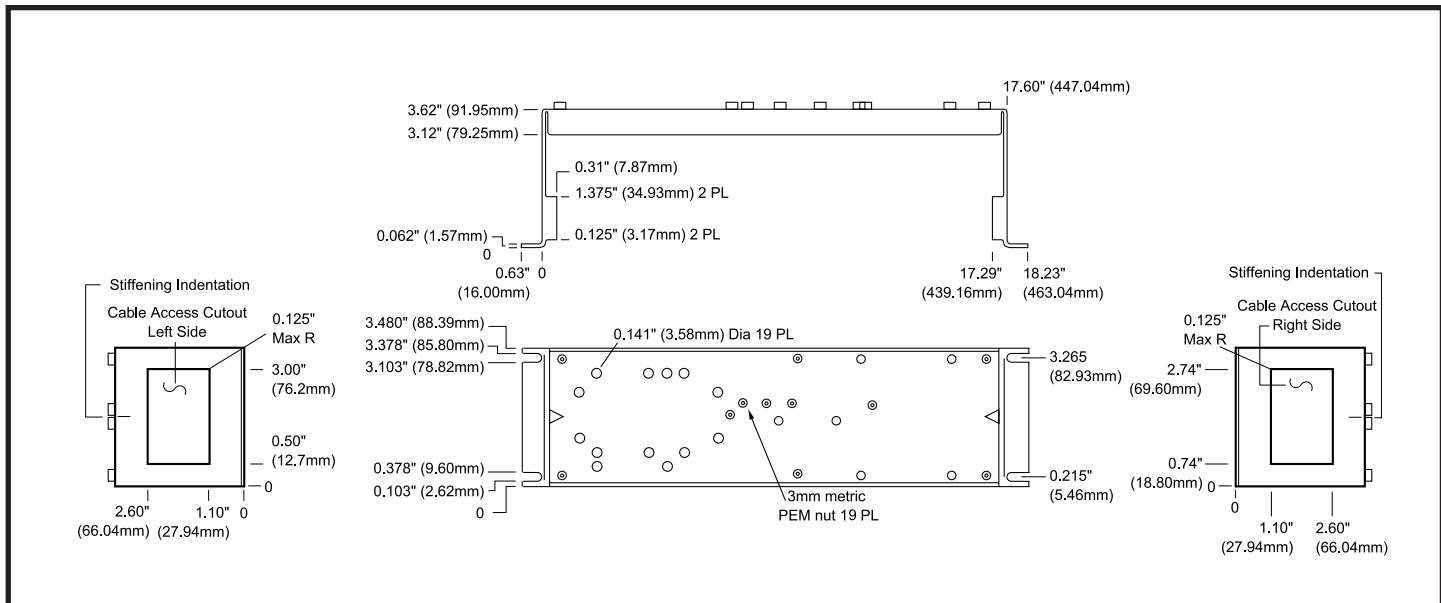


Figure 13: SCMXRK-002 Analog Rack Dimensions

# SCMXRAIL1-XX, SCMXRAIL2-XX, SCMXRAIL3-XX

## DIN Rail

### Description

Three styles of DIN rail are available. Specify length (-xx) in meters when ordering, -01 for 1 meter or -02 for 2 meter.

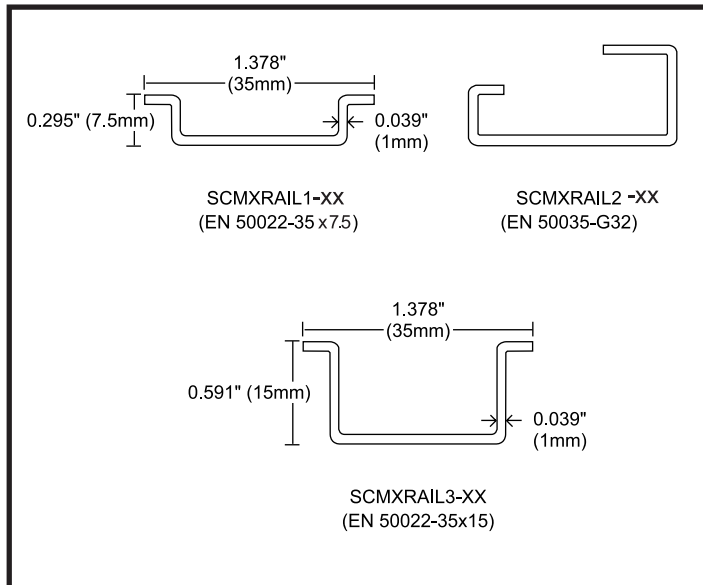


Figure 14: DIN Rail Styles

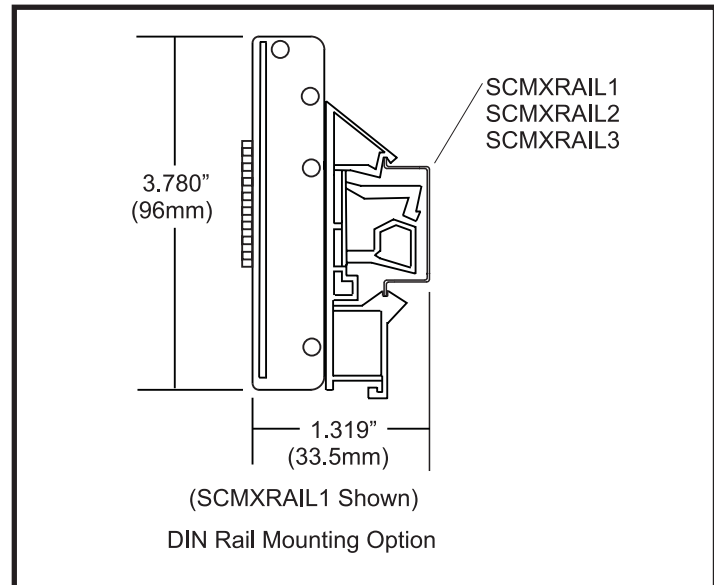


Figure 15: 8BPxx-2, 8BPxx-3 Backpanel DIN Rail Mounting Option

## 8B-PROTO

### Breadboard Kit

#### Description

The 8B-PROTO breadboard kit was designed to allow users to incorporate their own module functions using an 8B format. The kit includes a PC board with pins designed for breadboard circuits, a module case, header and mounting screw. Contact the factory for additional information.

## 8BPT

### Pass-Through Module

#### Description

The 8BPT is a pass-through module used to establish a direct connection between an input signal and the 8B series backplane analog bus. It has unity gain and no isolation. It accepts up to  $\pm 10V$  input and provides up to  $\pm 10V$  output.

## 8BXCJC



### Cold Junction Compensation Sensor

#### Description

Packaged for use in customer designed mounting boards. This part has an initial tolerance of  $\pm 0.25\%$  and comes in a standard 1206 resistor format.