

# SCM5B38



## Strain Gauge Input Modules, Narrow Bandwidth

### DESCRIPTION

Each SCM5B38 strain gauge input module provides a single channel of strain gauge input which is filtered, isolated, amplified, and converted to a high-level analog voltage output (Figure below). This voltage output is logic switch controlled, which allows these modules to share a common analog bus without the requirement of external multiplexers.

The SCM5B module family is designed with a completely isolated computer-side circuit which can be floated to  $\pm 50V$  from Power Common, pin 16. This complete isolation means that no connection is required between I/O Common and Power Common for proper operation of the output switch. If desired, the output switch can be turned on continuously by simply connecting pin 22, the Read-Enable pin, to I/O Common, pin 19.

The SCM5B38 can interface to full-bridge or half-bridge transducers with a nominal resistance of  $100\Omega$  to  $10k\Omega$ . A matched pair of bridge-completion resistors (to  $\pm 1mV$  at  $+10V$  excitation) allows use of low-cost half-bridge or quarter-bridge transducers (Figures 1, 2, 3).

Strain gauge excitation is provided from the module by a very stable  $10V$  or  $3.333V$  source. The excitation supply is fully isolated, allowing the amplifier inputs to operate over the full range of the excitation voltage. This feature offers significant flexibility in real world applications. Full scale sensitivities of  $2mV/V$ ,  $3mV/V$  or  $10mV/V$  are offered as standard. With  $10V$  excitation, this results in  $\pm 20mV$ ,  $\pm 30mV$  or  $\pm 100mV$  full scale input range producing  $\pm 5V$  full scale output.

After initial field-side filtering the input signal is chopped by a proprietary chopper circuit. Isolation is provided by transformer coupling, again using a proprietary technique to suppress transmission of common-mode spikes or surges. The module is powered from  $+5VDC$ ,  $\pm 5\%$ .

Special input circuits on the SCM5B38 module provide protection of the signal inputs and the isolated excitation supply up to  $240VAC$ .

### FEATURES

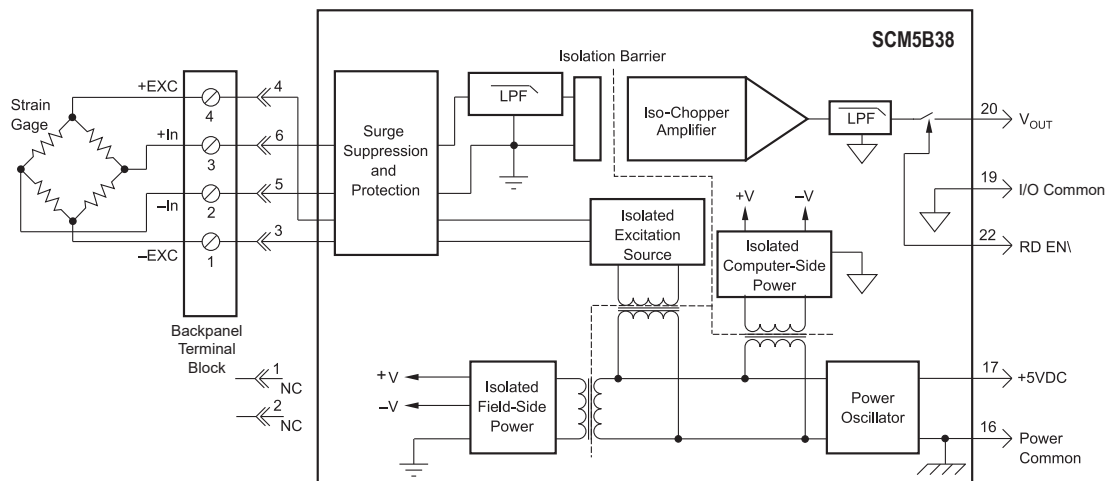
- Interfaces to  $100\Omega$  thru  $10k\Omega$ , Full-Bridge, Half-Bridge, or Quarter-Bridge Strain Gauges
- High-level Voltage Output
- $1500V_{rms}$  Transformer Isolation
- ANSI/IEEE C37.90.1 Transient Protection
- Input Protected to  $240VAC$ , Continuous
- Fully Isolated Excitation Supply
- $160dB$  CMR
- $4Hz$  Signal Bandwidth
- $95dB$  NMR at  $60Hz$ ,  $90dB$  at  $50Hz$
- $\pm 0.03\%$  Accuracy
- $\pm 0.01\%$  Linearity
- $\pm 1\mu V/^\circ C$  Drift
- CSA C/US Certified
- CE and ATEX Compliant
- Manufactured per RoHS III Directive 2015/863
- Mix and Match SCM5B Types on Backpanel

### BENEFITS

- Protects User Equipment from Lightning and Heavy Equipment Power-line Voltage
- Reduces EMC Concerns and Electrical Noise in Measured Signals
- Convenient System Expansion and Repair
- Signal Filtering in Noisy Environments
- Simplifies Sensor Interface and Signal Conditioning Design
- Provides Isolation of External Sensors
- Breaks Ground Loops

### APPLICATIONS

- Analog Signal Conditioning
- Analog Signal Isolation
- Analog Signal Filtering
- Industrial Process Control
- Test and Measurement
- System and Signal Monitoring
- Torque Measurement
- Civil Engineering
- Geotechnical Monitoring



SCM5B38 Block Diagram - For Module Dimensions and Pinouts, See Page 1-44

## Specifications Typical\* at T<sub>A</sub> = +25°C and +5VDC Power

Module	Full Bridge SCM5B38-31,-32,-35,-36,-37	Half Bridge SCM5B38-33,-34
Input Range	±10mV to ±100mV	±10mV to ±100mV
Input Bias Current	±0.5nA	±0.5nA
Input Resistance		
Normal	50MΩ	50MΩ
Power Off	40kΩ	40kΩ
Overload	40kΩ	40kΩ
Signal Input Protection		
Continuous	240Vrms (max)	240Vrms (max)
Transient	ANSI/IEEE C37.90.1	ANSI/IEEE C37.90.1
Excitation Output (-32, -34, -35, -37)	+10V ±3mV	+10V ±3mV
Load Resistance	300Ω to 10kΩ	300Ω to 10kΩ
Excitation Output (-31, -33, -36)	+3.333V ±2mV	+3.333V ±2mV
Load Resistance	100Ω to 10kΩ	100Ω to 10kΩ
Excitation Load Regulation	±5ppm/mA	±5ppm/mA
Excitation Stability	±15ppm/°C	±15ppm/°C
Half Bridge Voltage Level (-34)	NA	+5V ±1mV
Half Bridge Voltage Level (-33)	NA	+1.667V ±1mV
Isolated Excitation Protection		
Continuous	240Vrms (max)	240Vrms (max)
Transient	ANSI/IEEE C37.90.1	ANSI/IEEE C37.90.1
CMV, Input to Output		
Continuous	1500Vrms (max)	1500Vrms (max)
Transient	ANSI/IEEE C37.90.1	ANSI/IEEE C37.90.1
CMR (50 or 60Hz)	160dB	160dB
NMR	95dB at 60Hz, 90dB at 50Hz	95dB at 60Hz, 90dB at 50Hz
Accuracy <sup>(2)</sup>	±0.03% Span	±0.03% Span
Linearity	±0.01% Span	±0.01% Span
Stability		
Input Offset	±1μV/°C	±1μV/°C
Output Offset	±20μV/°C	±20μV/°C
Gain	±25ppm of Reading/°C	±25ppm of Reading/°C
Noise		
Input, 0.1 to 10Hz	0.2μVrms	1μVrms
Output, 100kHz	200μVrms	200μVrms
Bandwidth, -3dB	4Hz	4Hz
Response Time, 90% Span	0.2s	0.2s
Output Range	See Ordering Information	See Ordering Information
Output Resistance	50Ω	50Ω
Output Protection	Continuous Short-to-Ground	Continuous Short-to-Ground
Output Selection Time (to ±1mV of V <sub>OUT</sub> )	6μs at C <sub>LOAD</sub> = 0 to 2000pF	6μs at C <sub>LOAD</sub> = 0 to 2000pF
Output Current Limit	±8mA	±8mA
Output Enable Control		
Max Logic "0"	+0.8V	+0.8V
Min Logic "1"	+2.4V	+2.4V
Max Logic "1"	+36V	+36V
Input Current "0,1"	0.5μA	0.5μA
Power Supply Voltage	+5VDC ±5%	+5VDC ±5%
Power Supply Current	170mA Full Exc. Load, 70mA No Exc. Load	170mA Full Exc. Load, 70mA No Exc. Load
Power Supply Sensitivity	±2μV/% RTI <sup>(3)</sup>	±2μV/% RTI <sup>(3)</sup>
Mechanical Dimensions (h)x(w)x(d)	2.28" x 2.26" x 0.60" (58mm x 57mm x 15mm)	2.28" x 2.26" x 0.60" (58mm x 57mm x 15mm)
Environmental		
Operating Temperature Range	-40°C to +85°C	-40°C to +85°C
Storage Temperature Range	-40°C to +85°C	-40°C to +85°C
Relative Humidity	0 to 95% Noncondensing	0 to 95% Noncondensing
Emissions EN61000-6-4	ISM, Group 1	ISM, Group 1
Radiated, Conducted	Class A	Class A
Immunity EN61000-6-2	ISM, Group 1	ISM, Group 1
RF	Performance A ±0.5% Span Error	Performance A ±0.5% Span Error
ESD, EFT	Performance B	Performance B

## Ordering Information

Model	Input Type Bridge	Input Range	Excitation	Sens.	Output Range
SCM5B38-31	Full	-10mV to +10mV	+3.333V	3mV/V	-5V to +5V
SCM5B38-31D					-10V to +10V
SCM5B38-32	Full	-30mV to +30mV	+10.0V	3mV/V	-5V to +5V
SCM5B38-32D					-10V to +10V
SCM5B38-33	Half	-10mV to +10mV	+3.333V	3mV/V	-5V to +5V
SCM5B38-33D					-10V to +10V
SCM5B38-34	Half	-30mV to +30mV	+10.0V	3mV/V	-5V to +5V
SCM5B38-34D					-10V to +10V
SCM5B38-35	Full	-20mV to +20mV	+10.0V	2mV/V	-5V to +5V
SCM5B38-35D					-10V to +10V
SCM5B38-36	Full	-33.3mV to +33.3mV	+3.333V	10mV/V	-5V to +5V
SCM5B38-36D					-10V to +10V
SCM5B38-37	Full	-100mV to +100mV	+10.0V	10mV/V	-5V to +5V
SCM5B38-37D					-10V to +10V

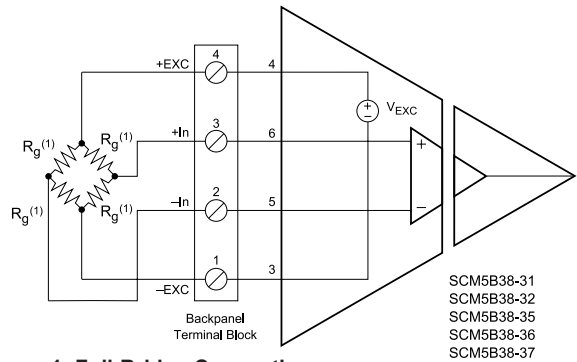


Figure 1: Full-Bridge Connection

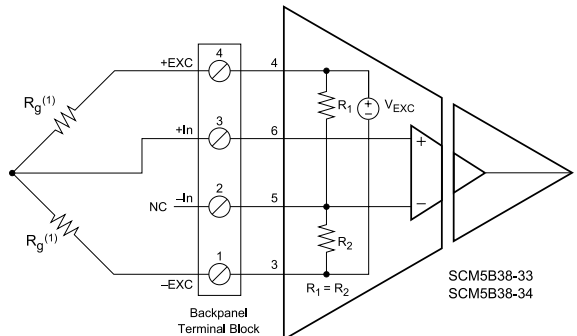


Figure 2: Half-Bridge Connection

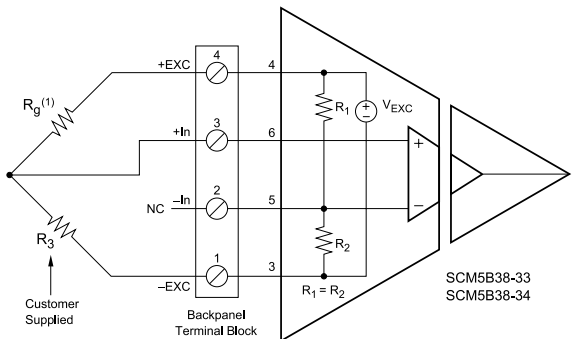


Figure 3: Quarter-Bridge Connection

NOTES:

\*Contact factory for maximum values.

(1) Strain element.

(2) Includes linearity, hysteresis and repeatability.

(3) RTI = Referenced to input.