

**SCM9B Series**

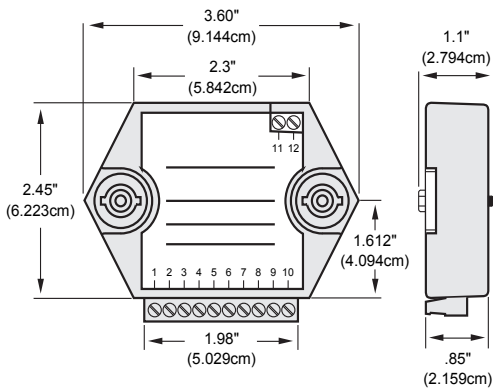


**Mechanical Dimensions**

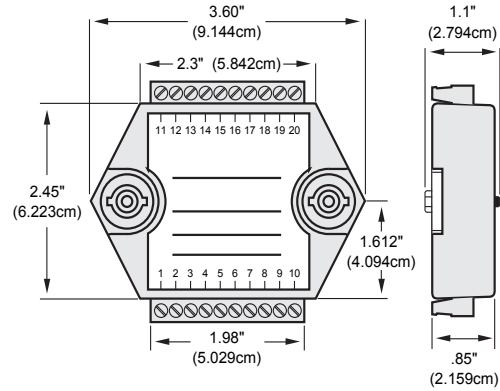
**Mechanical and Dimensions-SCM9B-1000/2000/3000/4000/5000**

Case: ABS with captive mounting hardware.  
 Connectors: Screw terminal barrier plug (supplied).  
 Replace with Phoenix MSTB 1.5/10 ST 5.08 or equivalent.

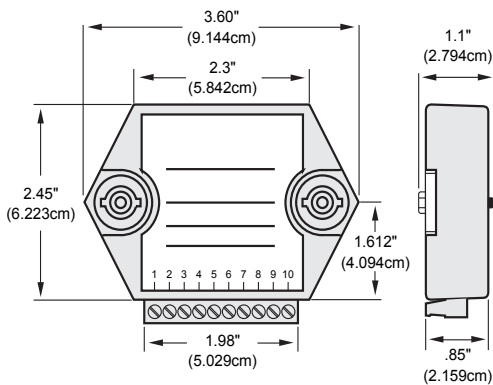
**1300 Series**



**1700 Series**



**1000/2000/3000/4000/5000 Series**



NOTE: Spacing for mounting screws = 2.700" (6.858 cm). Screw threads are 6 X 32.

